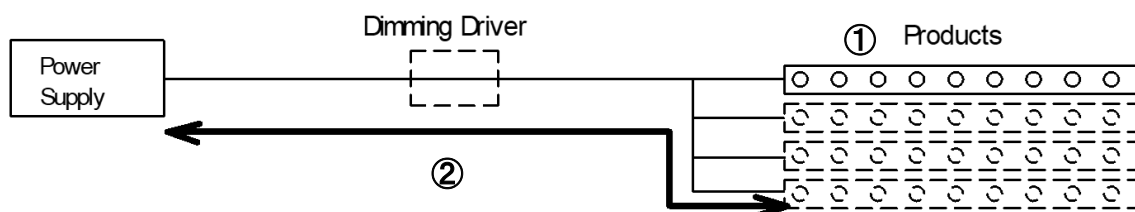


Length of the Products and Wires

Product	TL10ADR-F_TLD10ADR-F
---------	----------------------

Power consumption: 13W/m
Maximum series connectios length 6m



①Connectable Total Length of the Products. (When use HLG power supply)

- Please use the power supply at 70% output, for the long tern reliability.
- If total length of the products exceed "Maximum series connectios length", connect them in parallel.

Power supply	Rated output	Recommended output	Connectable Length
HLG-60H-24	60.0 W	42.0 W	3.2 m
HLG-100H-24	96.0 W	67.0 W	5.2 m
HLG-150H-24	150.0 W	105.0 W	8.1 m
HLG-240H-24	240.0 W	168.0 W	12.9 m
HLG-320H-24	320.0 W	224.0 W	17.2 m
-	-	-	-
-	-	-	-

②Recommended longest wire length

The maximum wiring length from power supply to light fixture (via dimming driver) is recommended as follows:

- When parallele connecting, each wiring lengths should be less than the maximum recommended wiring length, and even as possil
- "Total Product Length" in the table below is the total length of products, including parallel and series connections.
- When long lamps is necessary, divide them in parallel not to exceed "maximum series connection length".
- Use a power supply that have "Recommendde output" that is greater than "Total power consumption".

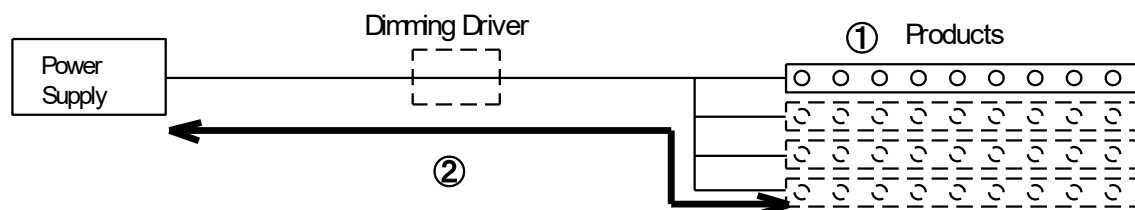
Cable Cores: 2C		VCTF/Twisted wire (mm ²)			VVF/Single Wire (φmm)		
Total Product	Total Power consumption	0.75sq/2C	1.25sq/2C	2sq/2C	1.6mm/2C	2mm/2C	2.6mm/2C
0.5 m	6.5 W	78 m	130 m	207 m	208 m	326 m	550 m
1.0 m	13.0 W	39 m	65 m	104 m	104 m	163 m	275 m
1.5 m	19.5 W	26 m	43 m	69 m	69 m	109 m	183 m
2.0 m	26.0 W	19 m	32 m	52 m	52 m	81 m	138 m
2.5 m	32.5 W	16 m	26 m	41 m	42 m	65 m	110 m
3.0 m	39.0 W	13 m	22 m	35 m	35 m	54 m	92 m
3.5 m	45.5 W	11 m	19 m	30 m	30 m	47 m	79 m
4.0 m	52.0 W	10 m	16 m	26 m	26 m	41 m	69 m
4.5 m	58.5 W	9 m	14 m	23 m	23 m	36 m	61 m
5.0 m	65.0 W	8 m	13 m	21 m	21 m	33 m	55 m
5.5 m	71.5 W	7 m	12 m	19 m	19 m	30 m	50 m
6.0 m	78.0 W	6 m	11 m	17 m	17 m	27 m	46 m
6.5 m	84.5 W	6 m	10 m	16 m	16 m	25 m	42 m
7.0 m	91.0 W	6 m	9 m	15 m	15 m	23 m	39 m
7.5 m	97.5 W	5 m	9 m	14 m	14 m	22 m	37 m
8.0 m	104.0 W	5 m	8 m	13 m	13 m	20 m	34 m
8.5 m	110.5 W	5 m	8 m	12 m	12 m	19 m	32 m
9.0 m	117.0 W	4 m	7 m	12 m	12 m	18 m	31 m
9.5 m	123.5 W	4 m	7 m	11 m	11 m	17 m	29 m
10.0 m	130.0 W	4 m	6 m	10 m	10 m	16 m	28 m

Above are approximate values.

Length of the Products and Wires

Product	TL10ADR-S_TL10ADR-L_TLD10ADR-S_TLD10ADR-L
---------	---

Power consumption: 12W/m
Maximum series connectios length 6m



①Connectable Total Length of the Products. (When use HLG power supply)

- Please use the power supply at 70% output, for the long tern reliability.
- If total length of the products exceed "Maximum series connectios length", connect them in parallel.

Power supply	Rated output	Recommended output	Connectable Length
HLG-60H-24	60.0 W	42.0 W	3.5 m
HLG-100H-24	96.0 W	67.0 W	5.6 m
HLG-150H-24	150.0 W	105.0 W	8.8 m
HLG-240H-24	240.0 W	168.0 W	14.0 m
HLG-320H-24	320.0 W	224.0 W	18.7 m
-	-	-	-
-	-	-	-

②Recommended longest wire length

The maximum wiring length from power supply to light fixture (via dimming driver) is recommended as follows:

- When parallele connecting, each wiring lengths should be less than the maximum recommended wiring length, and even as poss
- "Total Product Length" in the table below is the total length of products, including parallel and series connections.
- When long lamps is necessary, divide them in parallel not to exceed "maximum series connection length".
- Use a power supply that have "Recommende output" that is greater than "Total power consumption".

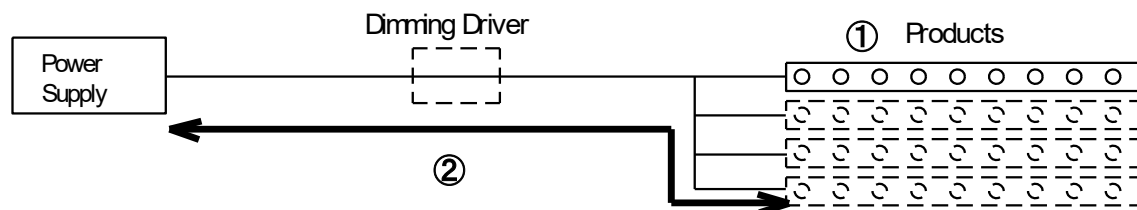
Cable Cores: 2C		VCTF/Twisted wire (mm ²)			VVF/Single Wire (φmm)		
Product Length	Power consumption	0.75sq/2C	1.25sq/2C	2sq/2C	1.6mm/2C	2mm/2C	2.6mm/2C
0.5 m	6.0 W	84 m	140 m	225 m	226 m	353 m	596 m
1.0 m	12.0 W	42 m	70 m	112 m	113 m	176 m	298 m
1.5 m	18.0 W	28 m	47 m	75 m	75 m	118 m	199 m
2.0 m	24.0 W	21 m	35 m	56 m	56 m	88 m	149 m
2.5 m	30.0 W	17 m	28 m	45 m	45 m	71 m	119 m
3.0 m	36.0 W	14 m	23 m	37 m	38 m	59 m	99 m
3.5 m	42.0 W	12 m	20 m	32 m	32 m	50 m	85 m
4.0 m	48.0 W	11 m	18 m	28 m	28 m	44 m	75 m
4.5 m	54.0 W	9 m	16 m	25 m	25 m	39 m	66 m
5.0 m	60.0 W	8 m	14 m	22 m	23 m	35 m	60 m
5.5 m	66.0 W	8 m	13 m	20 m	21 m	32 m	54 m
6.0 m	72.0 W	7 m	12 m	19 m	19 m	29 m	50 m
6.5 m	78.0 W	6 m	11 m	17 m	17 m	27 m	46 m
7.0 m	84.0 W	6 m	10 m	16 m	16 m	25 m	43 m
7.5 m	90.0 W	6 m	9 m	15 m	15 m	24 m	40 m
8.0 m	96.0 W	5 m	9 m	14 m	14 m	22 m	37 m
8.5 m	102.0 W	5 m	8 m	13 m	13 m	21 m	35 m
9.0 m	108.0 W	5 m	8 m	12 m	13 m	20 m	33 m
9.5 m	114.0 W	4 m	7 m	12 m	12 m	19 m	31 m
10.0 m	120.0 W	4 m	7 m	11 m	11 m	18 m	30 m

Above are approximate values.

Length of the Products and Wires

Product	TL20ADR
----------------	----------------

Power consumption: 12W/m
Maximum series connectios length 5m



①Connectable Total Length of the Products. (When use HLG power supply)

- Please use the power supply at 70% output, for the long tern reliability.
- If total length of the products exceed "Maximum series connectios length", connect them in parallel.

Power supply	Rated output	Recommended output	Connectable Length
HLG-60H-24	60.0 W	42.0 W	3.5 m
HLG-100H-24	96.0 W	67.0 W	5.6 m
HLG-150H-24	150.0 W	105.0 W	8.8 m
HLG-240H-24	240.0 W	168.0 W	14.0 m
HLG-320H-24	320.0 W	224.0 W	18.7 m
-	-	-	-
-	-	-	-

②Recommended longest wire length

The maximum wiring length from power supply to light fixture (via dimming driver) is recommended as follows:

- When parallele connecting, each wiring lengths should be less than the maximum recommended wiring length, and even as poss
- "Total Product Length" in the table below is the total length of products, including parallel and series connections.
- When long lamps is necessary, divide them in parallel not to exceed "maximum series connection length".
- Use a power supply that have "Recommendde output" that is greater than "Total power consumption".

Cable Cores: 2C		VCTF/Twisted wire (mm ²)			VVF/Single Wire (φmm)		
Product Length	Power consumption	0.75sq/2C	1.25sq/2C	2sq/2C	1.6mm/2C	2mm/2C	2.6mm/2C
0.5 m	6.0 W	84 m	140 m	225 m	226 m	353 m	596 m
1.0 m	12.0 W	42 m	70 m	112 m	113 m	176 m	298 m
1.5 m	18.0 W	28 m	47 m	75 m	75 m	118 m	199 m
2.0 m	24.0 W	21 m	35 m	56 m	56 m	88 m	149 m
2.5 m	30.0 W	17 m	28 m	45 m	45 m	71 m	119 m
3.0 m	36.0 W	14 m	23 m	37 m	38 m	59 m	99 m
3.5 m	42.0 W	12 m	20 m	32 m	32 m	50 m	85 m
4.0 m	48.0 W	11 m	18 m	28 m	28 m	44 m	75 m
4.5 m	54.0 W	9 m	16 m	25 m	25 m	39 m	66 m
5.0 m	60.0 W	8 m	14 m	22 m	23 m	35 m	60 m
5.5 m	66.0 W	8 m	13 m	20 m	21 m	32 m	54 m
6.0 m	72.0 W	7 m	12 m	19 m	19 m	29 m	50 m
6.5 m	78.0 W	6 m	11 m	17 m	17 m	27 m	46 m
7.0 m	84.0 W	6 m	10 m	16 m	16 m	25 m	43 m
7.5 m	90.0 W	6 m	9 m	15 m	15 m	24 m	40 m
8.0 m	96.0 W	5 m	9 m	14 m	14 m	22 m	37 m
8.5 m	102.0 W	5 m	8 m	13 m	13 m	21 m	35 m
9.0 m	108.0 W	5 m	8 m	12 m	13 m	20 m	33 m
9.5 m	114.0 W	4 m	7 m	12 m	12 m	19 m	31 m
10.0 m	120.0 W	4 m	7 m	11 m	11 m	18 m	30 m

Above are approximate values.