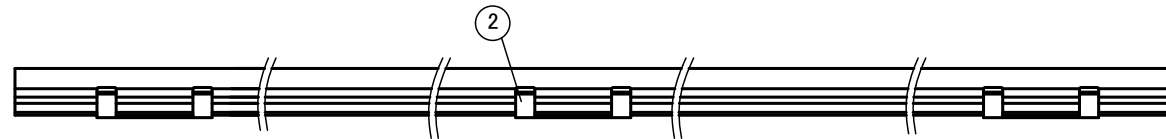
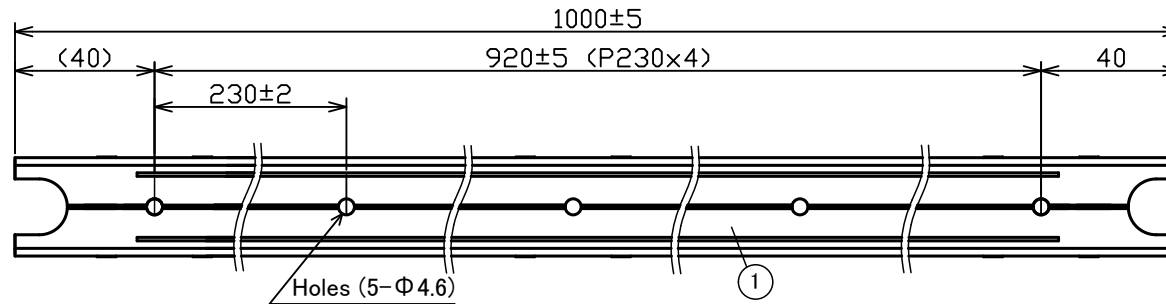
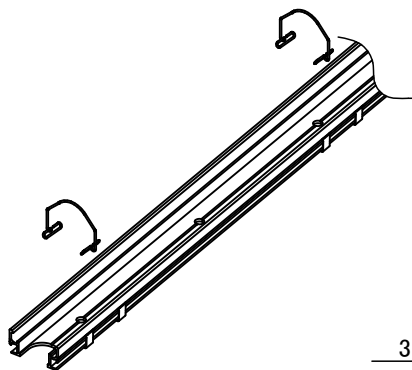
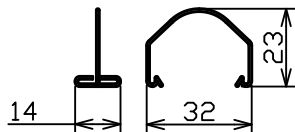


Large Scale (1/1)



③ Spring



3D

Caution:

1. Do not use these parts for other purpose.
2. Securely mount the channel on the wall using screws (commercial item) and screw holes.
3. Use the appropriate screws (commercial item) according to the wall.
4. Do not put the screws on the product directly.
5. Do not perform the excessive bending or twisting the lamp.
6. In case of installing the product vertically, use the L-shape metal corner brace beneath the product, to prevent sliding down of the lamp.

| | | | |
|-----------------|--------------------|-------------------|-------------------------------------|
| 3 | Spring | 3 | Stainless Steel |
| 2 | Spring stopper | 3 | Stainless Steel |
| 1 | AL Rigid Channel | 1 | Aluminum (Alumite treatment) |
| Parts List | | Quantity | Material / Processing |
| Remarks | | | Model TL09D etc. |
| Scale | | | Product Name Aluminum Rigid Channel |
| 1 : 2 (A4 Size) | Design H. Sakamoto | Drawing Hashimoto | Check |
| | 17.5.11 | 2020.01.31 | Approval Kimori |
| | | | Product Number FAS00-11TD |